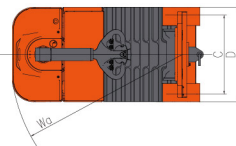
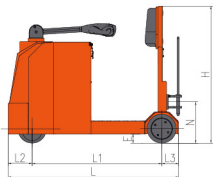
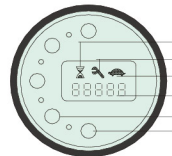




## 2-4.5t MAIN CHARACTERS AND CONFIGURATION AC STAND-ON TYPE ELECTRIC TRACTOR




### >> Meter



- ⑥ normal working indicator
- ⑤ fault sign indicator
- ④ turtle speed indicator
- ③ hour meter and fault code display
- ② electric quantity indicator
- ① fault indicator

- Imported multifunctional digital instrument displaying truck information directly and clearly is assembled in the truck.
- The information displaying on the meter are from the controller. The signal is free from the external electric circuit disturbing and the displaying content is reliable.
- The meter applying micro-processor technology has small size, fast operating speed, high reliability and high display precision in battery discharging condition.
- With real time dynamic displaying, battery discharging condition, working hours and fault of controlling system can be known directly and timely.
- The direct connection between the meter and controller simplifies connecting circuit, reduces fault points and ensures reliable communication.

### >> Automatic water adding device



- With the automatic water adding device, the water adding efficiency is improved and battery maintaining labor intensity is reduced.
- It avoids the liquid running out to the battery surface affecting battery safety and appearance quality when adding water manually.

### >> Energy regeneration technology



- With AC type energy regeneration technology, the working hour of single battery shift is 15% increased. **↑15%** Working hour of single battery shift 15% increased

Technical parameter						
Item	Unit					
1 Model		QYD20S-LF2	QYD30S-LF2	QYD30S-LG2	QYD45S-LF2	QYD45S-LG2
2 Driving mode		Stand-on type	Stand-on type	Stand-on type	Stand-on type	Stand-on type
3 Steering mode		Electric steering	Electric steering	Mechanical steering	Electric steering	Mechanical steering
4 Rated traction ability	Kg	2000	3000	3000	4500	4500
5 rated traction pull	N	750	1250	1250	1250	1250
6 Wheel base	L1 ( mm )	1130	1130	1130	1130	1130
7 Weight	Kg	730	800	800	870	870
8 Axle load(unloaded)/front/rear	Kg	450/280	495/305	495/305	540/330	540/330
9 Tyre ( front tyre )		€250x100	€250x100	€250x100	€250x100	€250x100
10 Tyre ( rear tyre )		€250x120	€250x120	€250x120	€250x120	€250x120
11 Rear tread	C ( mm )	630	630	630	630	630
12 Overall height	H ( mm )	1200	1200	1200	1200	1200
13 Traction hook height	N ( mm )	260/360	260/360	260/360	260/360	260/360
14 Rear overhang	L3(mm)	150	150	150	150	150
15 Front overhang	L2(mm)	210	210	210	210	210
16 Overall length	L(mm)	1490	1490	1490	1490	1490
17 Overall width	D ( mm )	754	754	754	754	754
18 Min. ground clearance	E ( mm )	80	80	80	80	80
19 Min. steering radius	Wa ( mm )	1450	1450	1500	1450	1500
20 Travelling speed: loaded/unloaded	Km/h	7/8	7/8	7/8	6/8	6/8
21 Gradeability loaded/unloaded	%	5/10	5/10	5/10	4/10	4/10
22 Service brake		AC type energy regenerating braking and Electromagnetic braking				
23 Parking brake		Electromagnetic braking				
24 Driving motor power	kw	1.5	2.6	2.6	2.6	2.6
25 Steering motor power	kw	0.15	0.15	/	0.15	/
26 Battery voltage/capacity	V/Ah	24/210	24/280	24/280	24/430	24/430

Option:	
Warning light	FAAM battery
Front lamp	HOPPECKE battery
GS battery	Battery automatic water adding device

- Our products are keeping improving and HELI have the rights to update truck specifications and design without prior notice.
- The figure in the brochure may not be the standard model and its configuration and color may be different from actual machine. Please refer to the real machine.

ANHUI HELI CO., LTD.  
Address: No.163,Wuyu(Food,Economic Develop Zone),Helu  
City Anhui,China  
Sales hotline: ( 0086 ) 551-63689667  
( 0086 ) 551-63689674  
( 0086 ) 551-63689676

Free hotline: 4001600761  
FAX: ( 0086 ) 551-63689558-247  
( 0086 ) 551-63689674  
E-mail: heli23@helichina.com  
Web site: www.helichina.com

© 2014 heli copyright  
Catalog No.2014.01 HELI Print



# 2-4.5 ton

## MAIN CHARACTERS AND CONFIGURATION AC STAND-ON TYPE ELECTRIC TRACTOR

CHINESE EXPORT BRAND

Recommended  
By China Chamber of Commerce for Import and Export of Machinery  
And Electric Products

**HELI**  
LIFTING THE FUTURE




## 2-4.5t MAIN CHARACTERS AND CONFIGURATION AC STAND-ON TYPE ELECTRIC TRACTOR



### » Brief introduction

**2-4.5t AC stand-on type electric tractor** is a new generation of environment friendly tractor designed by HELI. With popular appearance and reliable performance, the truck mainly used in material handling operation inside automobile manufacturing and large industrial enterprises is an important equipment in regional logistics. The three-wheel truck is powered by battery. The steering wheel and drive wheel is front wheel. Imported AC type controller with stepless speed regulation is assembled on the truck. The truck has high energy efficiency, low noise, easy operation and flexible steering.



### Driving system

- With HELI homebrew driving unit, the truck has compact structure, low noise, no pollution and stable travelling.
- AC motor without carbon brush and free of daily maintenance is assembled.

### Braking system

- With AC type energy regenerating technology, battery can be charged when braking and energy is saved.
- Self braking function on slope enhances truck safety.

### Steering system

- With electric steering technology (only electric steering truck model), the truck has reliable and easy steering and superior tracking character.

### Operating system

- Reasonable operating layout and optimized operating knob satisfy ergonomic requirements.

### Controlling system

- AC controller with self protection, free maintenance and low noise is assembled.
- AC motor without carbon brush and free of daily maintenance is assembled. Temperature sensor and speed sensor are assembled in all motors to protect motor from accidental damage.
- Close-loop control on travelling speed ensures superior tracking of travelling speed and acceleration and that the truck will not be out of control when step on acceleration pedal
- The truck is powerful when going uphill.
- The truck can stop on a slope automatically without hand brake under loaded or unloaded condition, ensuring superior safety.

### Others

- The battery can be pulled out from side or lifted vertically, facilitating easy battery changing.

